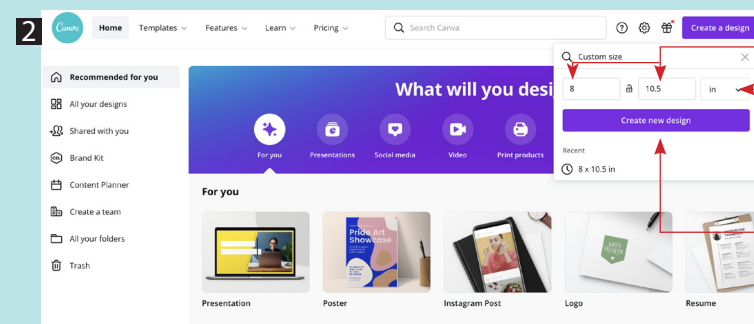
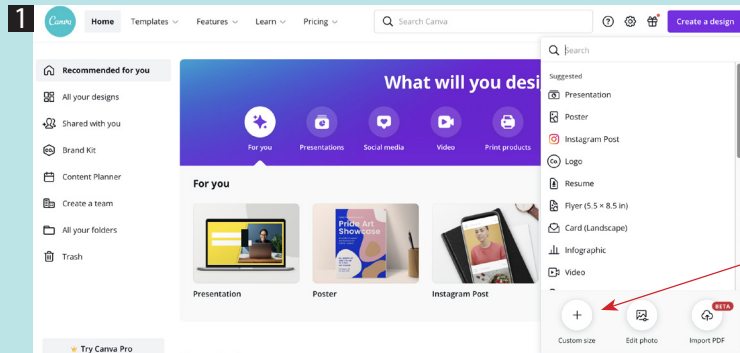


DIFFERENT WAYS TO CREATE YOUR CHILD'S TRIBUTE PAGE

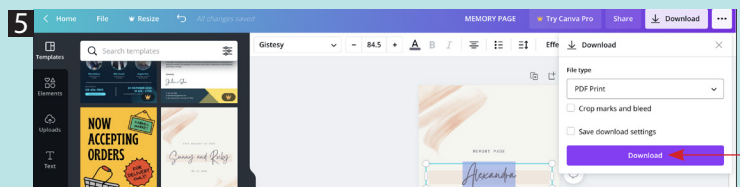
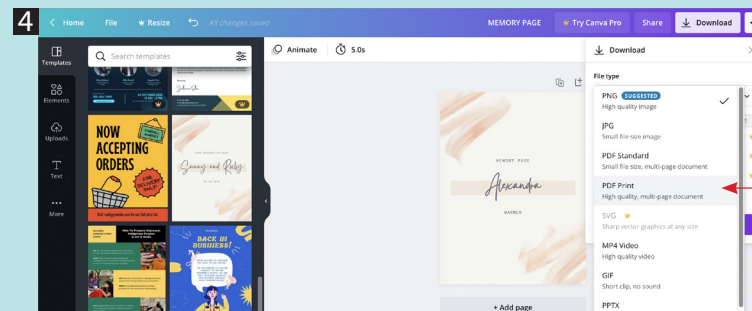
If you are proficient with Photoshop, Illustrator, Indesign, or any professional graphic design program, please feel free to use it but make sure to size your template to **8 inches wide x 10.5 inches tall**. Email your file to **WarnerYearbook@gmail.com** when done.

If you don't have a design program, we recommend using **Canva** (Canva.com). The site is easy to use. It offers some free basic backgrounds and clipart. You can also purchase their premium backgrounds and clipart. **Please follow these steps below if you are using Canva...**



3

Proceed to design your child's memory page.
For in-depth design instructions, there are online tutorials available at <https://designschool.canva.com/tutorials>



6

The PDF of your tribute page will be downloaded to your computer. Attach the downloaded PDF file to your email and email to **WarnerYearbook@gmail.com**

If you are adept at **SCRAPBOOKING** using paper, glue, scissors, letterings, etc., please design your child's memory page using a 8" x 10.5" paper as a base. When done, scan it at high resolution (300dpi preferred) or bring it to Kinko's to scan. Email your scan to **WarnerYearbook@gmail.com**.

